



LAFAYETTE

Parish

Economic

Indicators

Council of Governments
September 16, 2010



Extra, Extra!

Recession-Proof Cities— Lafayette is named one of 20 metros that since 2007 have shown positive growth across three economic categories: overall employment, per capita personal income growth and metro area GDP.

Source: The Daily Beast, August 2010



www.lafayette.org/goodnews

Extra, Extra!

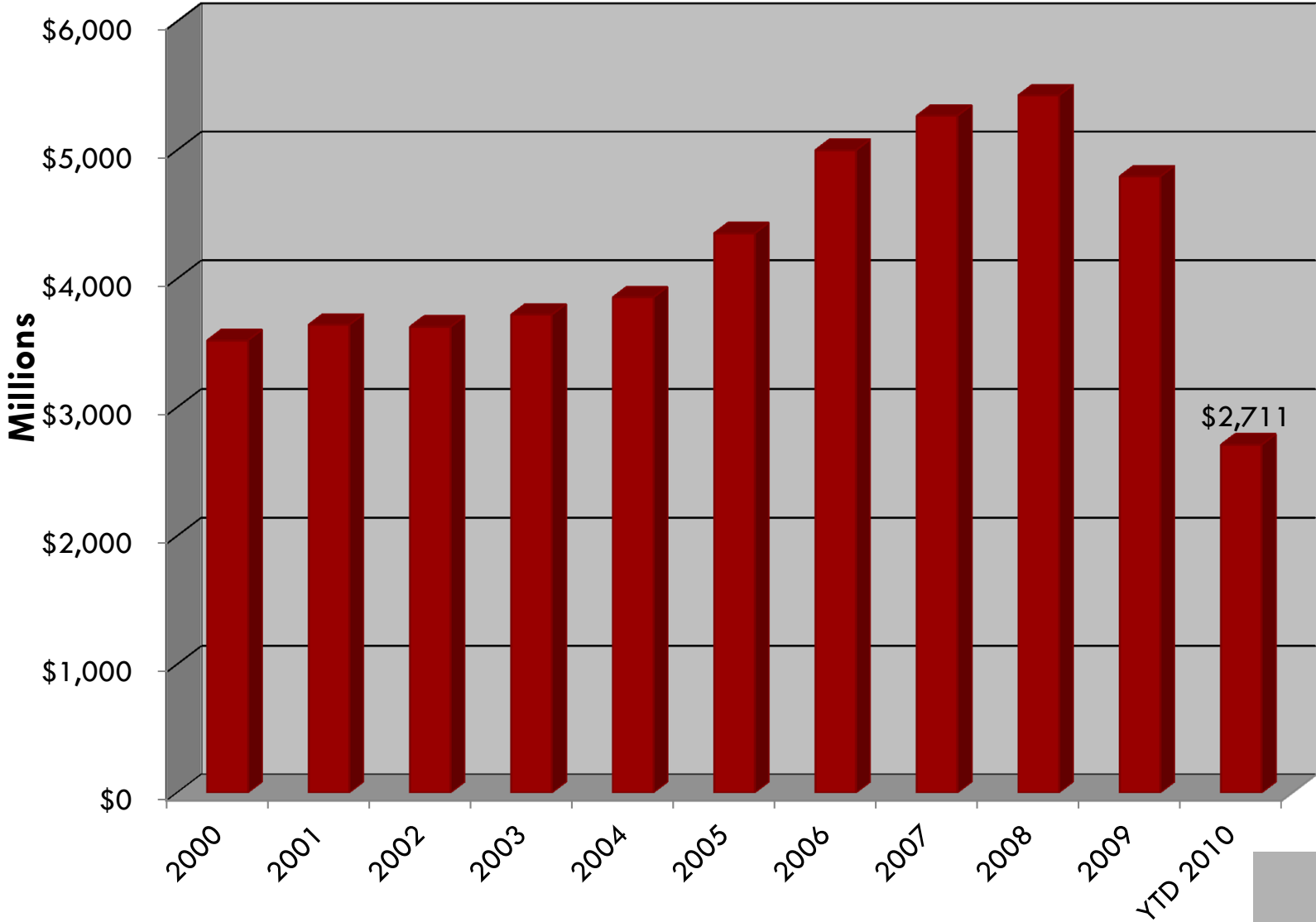
Best Cities for Job Growth— Lafayette is one of the top ten mid-sized cities in the nation for job growth based on two-year, five-year and ten-year job growth.

Source: newgeography.com, April 2010



www.lafayette.org/goodnews

Retail Sales



Source: Lafayette Parish School Board Notes: YTD 2010 retail sales through July are \$139,938,785 less than 2009.



Employment Sectors

Industry	LAF	LA	U.S.
Mining	10.1%	2.6%	0.56%
Construction	4.9%	6.6%	4.4%
Manufacturing	6.2%	7.1%	8.9%
Transportation	2.5%	4.1%	3.2%
Wholesale trade	4.7%	3.6%	4.7%
Retail trade	11.9%	11.6%	11.0%
Information	1.8%	1.3%	2.1%
F.I.RE*	5.5%	4.7%	5.8%
Health Care	13.7%	12.6%	12.5%
Leisure/Hosp.	10.3%	10.6%	10.4%
Services	15.8%	15.7%	19.1%
Government	12.8%	19.5%	17.3%

23.0% of Lafayette's workforce is in wealth-creating industries

Source: Louisiana Workforce Commission. The data is representative of June.

Note: Mining, Construction, Manufacturing and Information- LA: 17.6% U.S.: 15.96%

*F.I.RE represents Finance, Insurance and Real Estate





Unemployment

Month	Rate
August 09	6.4%
September 09	5.9%
October 09	5.6%
November 09	5.0%
December 09	5.5%
January 10	6.5%
February 10	5.2%
March 10	4.7%
April 10	4.8%
May 10	5.4%
June 10	6.3%
July 10	5.7%

Lafayette Parish unemployment remains below State and U.S. numbers.

Source: Louisiana Workforce Commission
July 2010 LA: 7.2%; U.S.: 9.5%
July 2009 unemployment rate = 5.90%



Extra, Extra!

Best Cities - The Lafayette MSA was ranked 9th Best Performing Large Metro/City in the nation citing job growth (22nd), salary growth (10th), and 5-year high-tech GDP growth (19th) as key indicators. Lafayette was ranked 14th in 2008.

Source: Milken Institute, November 2009



www.lafayette.org/goodnews

Extra, Extra!

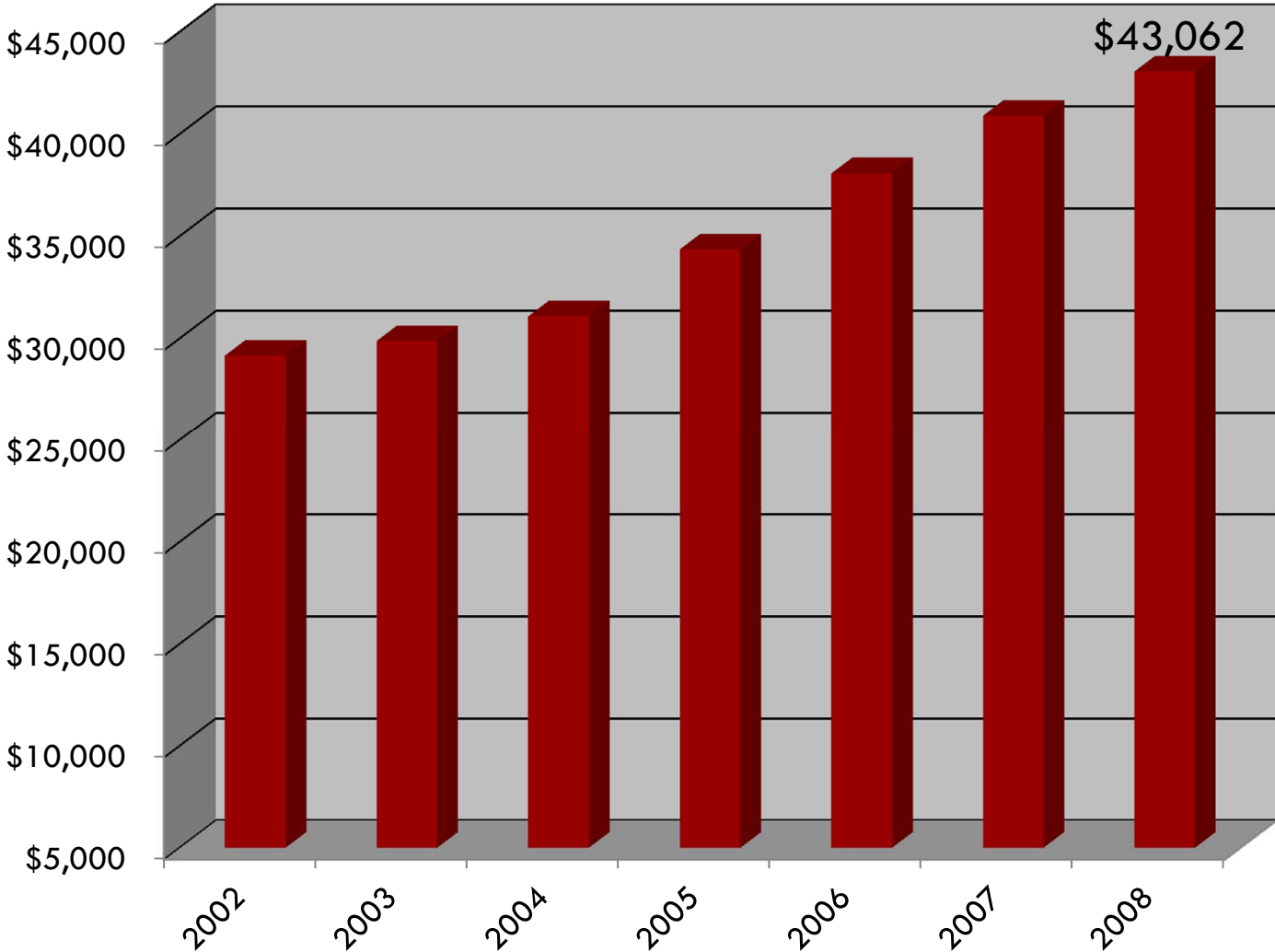
Best Place to Live— Lafayette was named one of the Top 100 Places to Live based on strong local leadership, employment opportunities, thriving community commitment, improving real estate markets, growing green initiatives, plentiful recreational options and an overall high quality of life.

Source: RelocateAmerica.com, April 2010




www.lafayette.org/goodnews

Per Capita Income

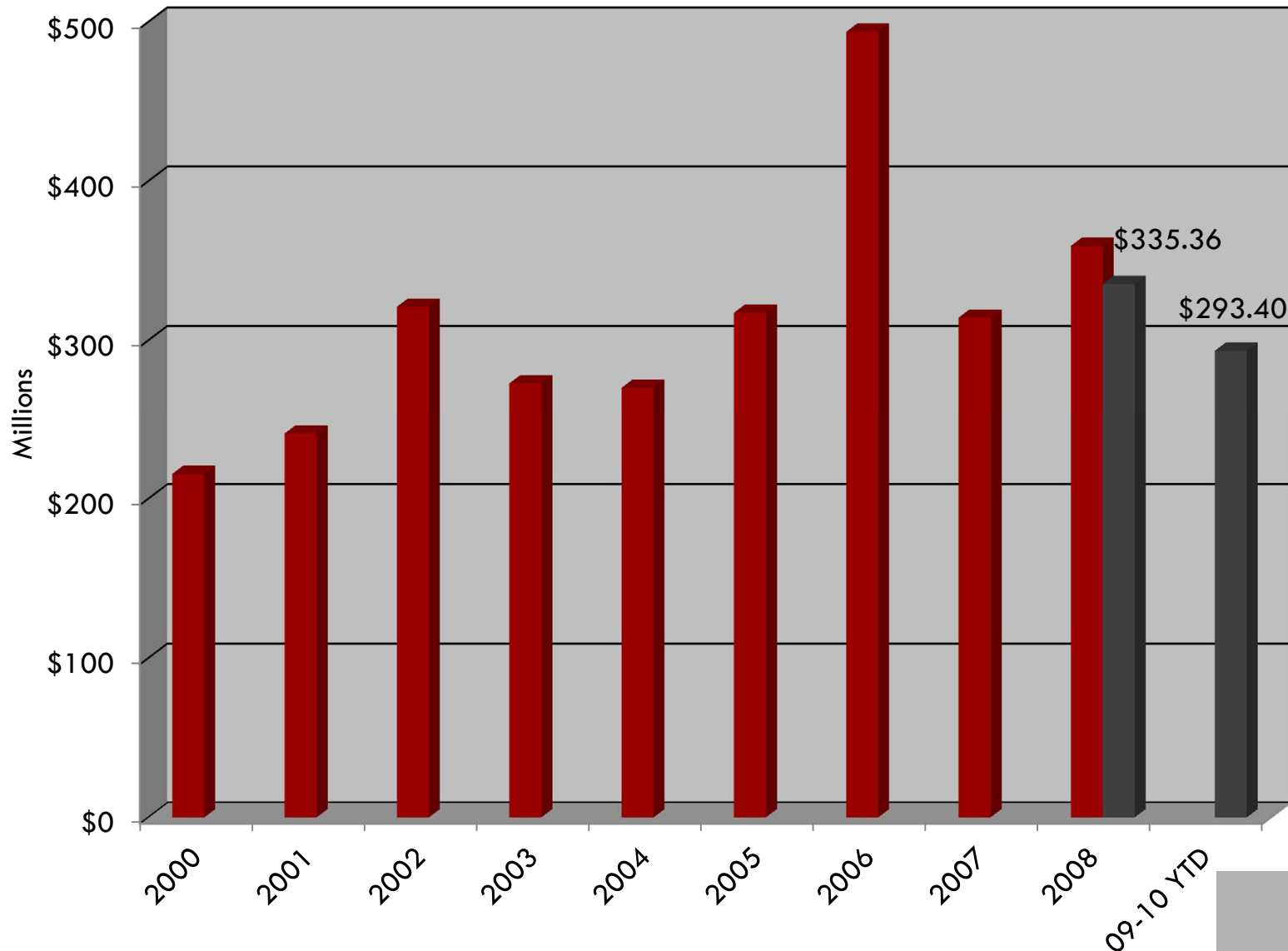


Top 9% of all counties in the U.S. (278 out of 3111)

Source: Bureau of Economic Analysis Top 5: Plaquemines, Orleans, Lafayette, St. Tammany, Vernon



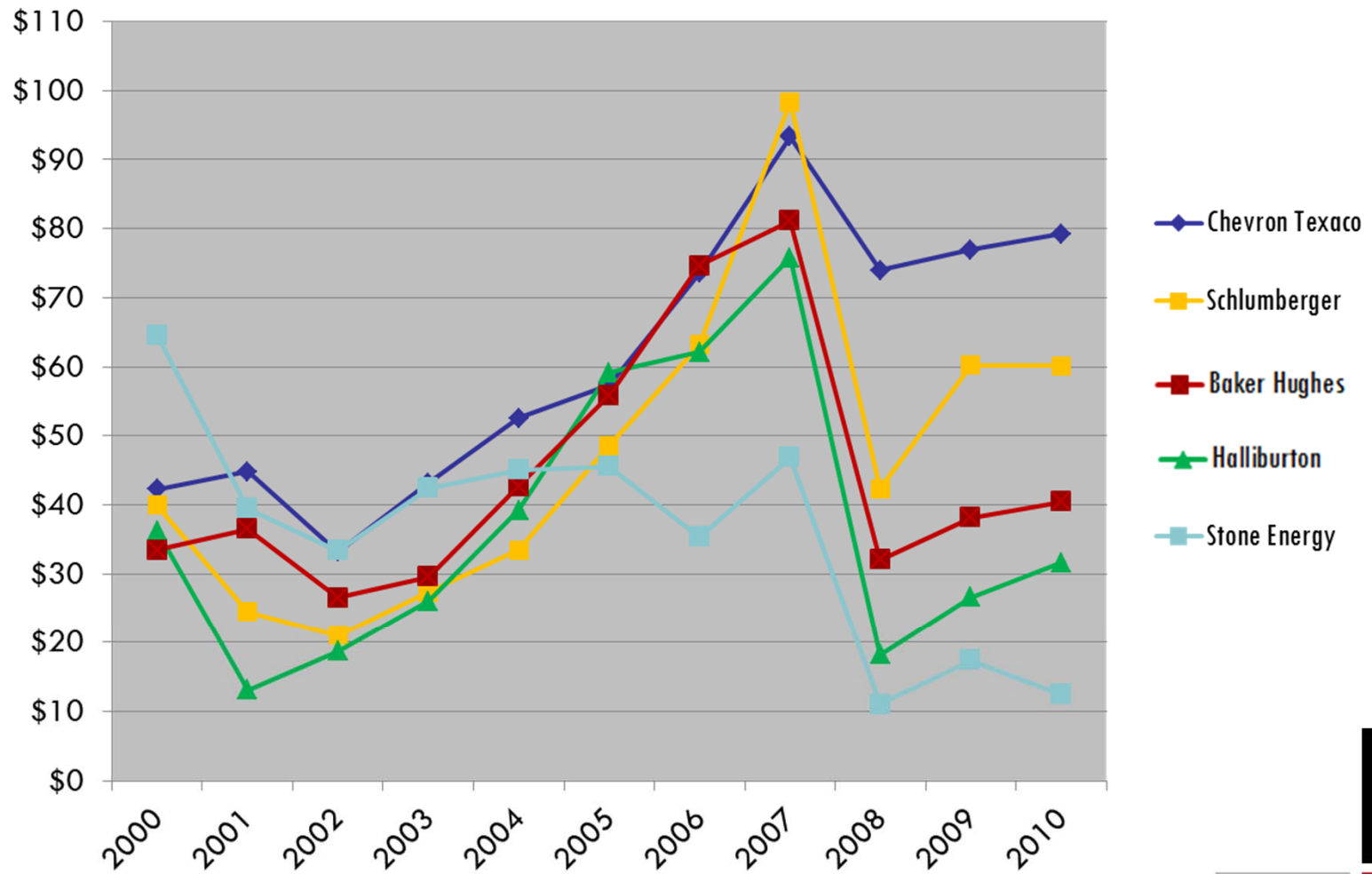
Construction Valuation



Source: Lafayette Parish Codes Division Note: Information is based on the LCG's fiscal year ending October 31. 09-10 YTD through week 54.

Year-end Stock Prices

for Selected Energy Companies



Source: Bigcharts.com Note: 2010 data represents stock prices as of 9/13/10

Extra, Extra!

Happiest State Researchers – Researchers named Louisiana the happiest state in the country when comparing self-declared levels of happiness to objective measures.

Source: *Science*, December 2009



www.lafayette.org/goodnews



Thanks to:

Sonny Landreth and Buckwheat Zydeco

Learn more about LEDA at

www.lafayette.org