



Lafayette Parish Economic Indicators

Louisiana Technical College
May 7, 2009

Extra, Extra!

Best Places to Find a Job – Lafayette is one of the top six metro areas, with a population of 200,000-plus, based on unemployment rates and proportion of professional jobs.

Source: Money.com, April 2009

Lafayette is the 3rd best mid-sized metro area for jobs citing job growth of 16.3% over the past 12 years, low labor costs and a strong energy industry.

Source: Forbes, April 2009

Best Places for Business and Careers – Lafayette's Cost of Doing Business ranks 32nd lowest, income growth ranks 19th and job growth ranks 24th among the largest 200 U.S. metro areas.

Source: Forbes Magazine, March 2009




Extra, Extra!

Best Places for Doing Business – Lafayette was named the 42nd best city in the nation for doing business based on current, mid-term and long-term employment growth rates. Among other cities of its size, Lafayette ranked 10th.

Source: *Inc. Magazine*, July 2008

Best Cities – The Lafayette MSA was ranked 14th Best Performing (Large Metro) City in the nation citing job growth, salary growth and high-tech GDP growth as key indicators. Up from 143rd in 2005 and 24th in 2006.

Source: *Milken Institute / Greenstreet Real Estate Partners*, September 2008



Extra, Extra!

Best for Start-ups – Lafayette is one of the top 50 small cities in the nation to start a small business based on the number of small businesses and start-ups, workforce, universities and patents issued, among other measures.

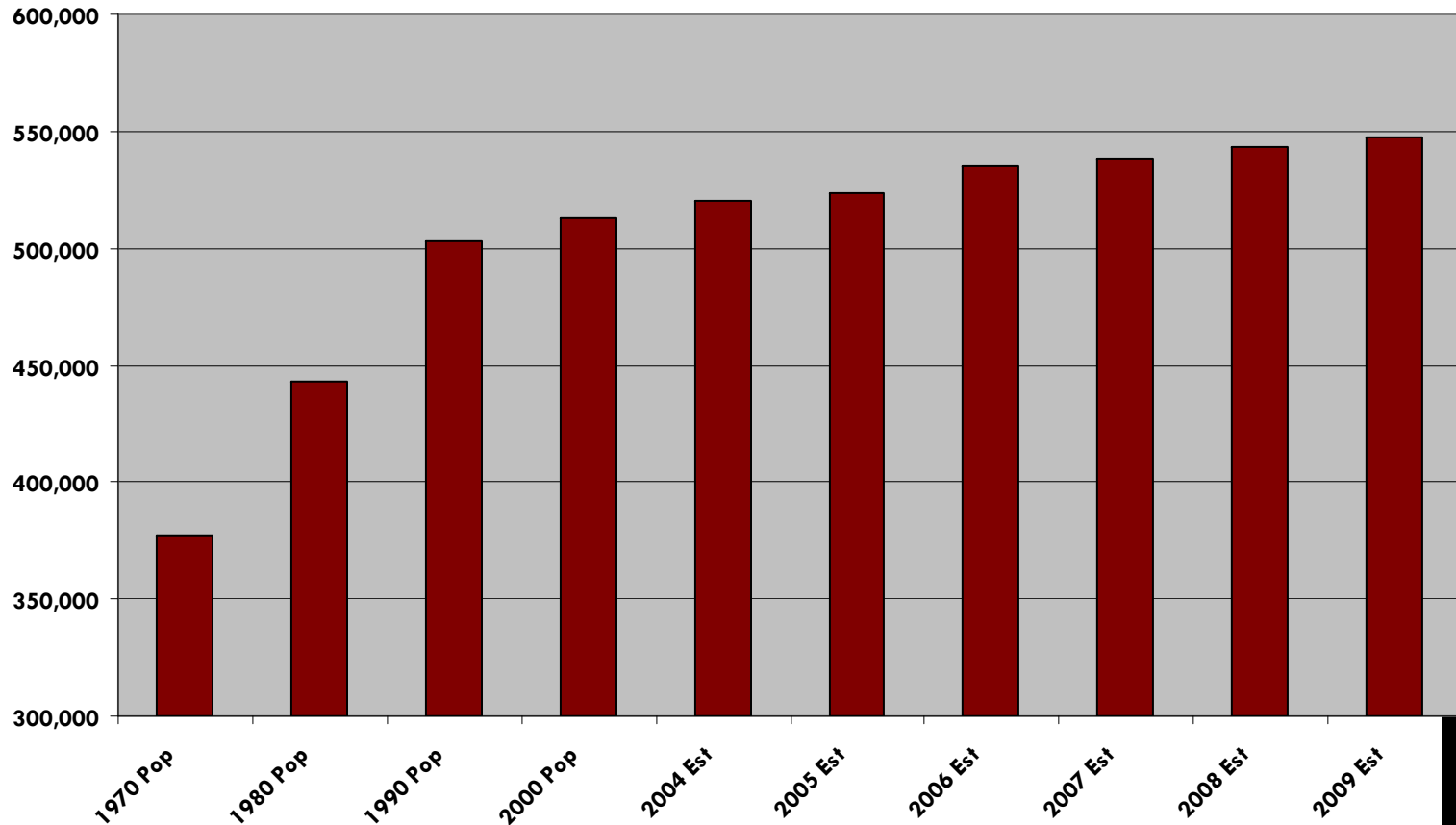
Source: *BusinessWeek.com*, March 2009

Top 10 in the South – Lafayette was named one of the ten best Cities for the Creative Class; Great Innovation Markets; and Smaller Markets for Foreign Investment. SB&D also named Lafayette a “Hot Market in a Cool Economy.”

Source: *Southern Business & Development*, April 2007, 2008 & 2009



Acadiana Population Growth



Source: U.S. Census and Claritas, Inc.

Note: Acadiana has grown 45.2% since the 1970 Census. LA- 22%.

Lafayette Parish experienced five years of growth in one year between 2008 and 2009.

Employment Sectors

Industry	LAF	LA	U.S.
Mining	11.3%	2.8%	0.56%
Construction	4.6%	7.1%	4.6%
Manufacturing	6.5%	7.5%	9.2%
Transportation	2.9%	4.2%	3.2%
Wholesale trade	5.2%	3.8%	4.8%
Retail trade	11.5%	11.6%	11.1%
Information	2.1%	1.4%	2.2%
F.I.RE*	5.6%	4.8%	5.9%
Health Care	12.8%	11.5%	12.2%
Leisure/Hosp.	9.8%	10.3%	9.7%
Services	16.3%	16.0%	19.2%
Government	11.5%	18.9%	17.4%

Source: Louisiana Workforce Commission. The data is representative of March.

Note: 19.9% of the workforce in the Lafayette MSA is a combination of Mining, Manufacturing and Information.

LA- 11.7%; U.S.- 11.96%

*F.I.RE represents Finance, Insurance and Real Estate

Unemployment

Month	Rate
April 08	2.5%
May 08	2.7%
June 08	3.6%
July 08	2.9%
August 08	3.4%
September 08	3.2%
October 08	3.6%
November 08	3.4%
December 08	3.6%
January 09	3.7%
February 09	3.7%
March 09	3.9%

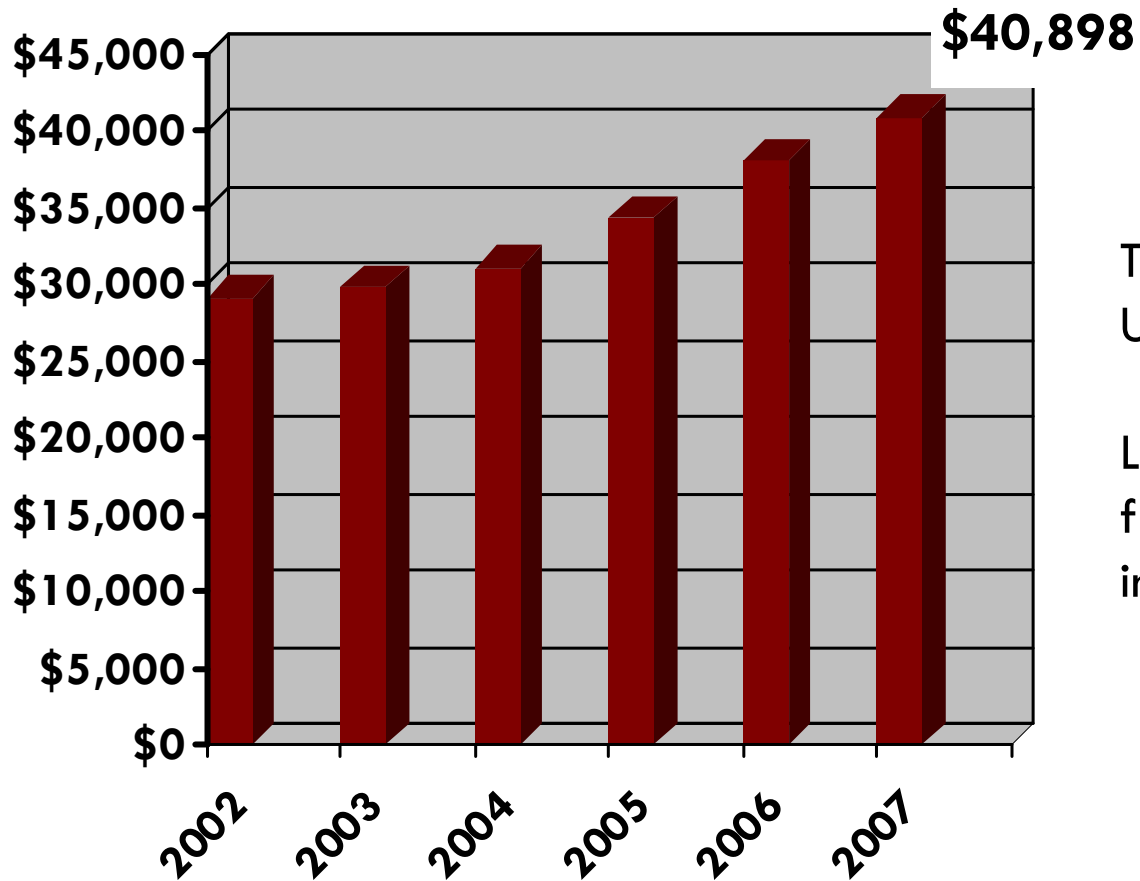
Lafayette Parish unemployment remains well below the State and U.S. numbers.

Lafayette is predicted to add 6,000 new jobs over the next two years.

-Louisiana Economic Outlook, 2008

Source: Louisiana Workforce Commission
March 2009 State: 5.8%; US: 8.5%
March 2008 unemployment rate = 3.1%

Per Capita Income



Top 8% of all counties in the U.S. (236 out of 3111)

Lafayette PCI increased 7.4% from 2006 to 2007 and 71% in the last 10 years

Source: Bureau of Economic Analysis

Top 5: Orleans, St. Tammany, Jefferson, Plaquemines & Lafayette

LA PCI up 70% and U.S. up 52% in the last 10 years



To view this presentation online, visit www.lafayette.org/presentations.