



LAFAYETTE

*Louisiana*

Yesterday

Today

Tomorrow


Leadership Lafayette  
June 9, 2010



# Extra, Extra!

**Best Cities** - The Lafayette MSA was ranked 9th Best Performing Large Metro/City in the nation citing job growth (22nd), salary growth (10th), and 5-year high-tech GDP growth (19th) as key indicators. Lafayette was ranked 14th in 2008.


Source: Milken Institute, November 2009



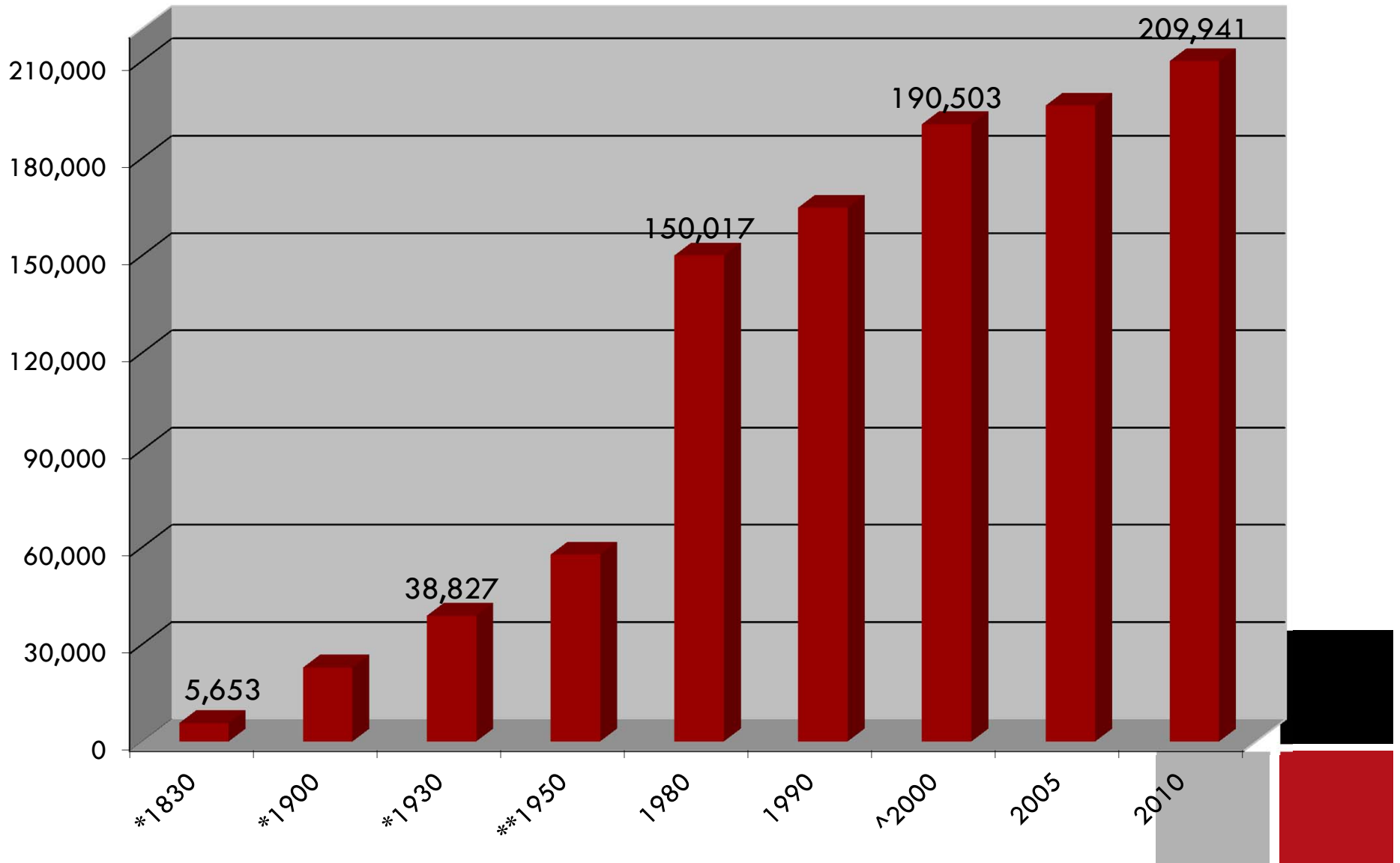
# Extra, Extra!

**Best Cities for Job Growth**— Lafayette is one of the top ten mid-sized cities in the nation for job growth based on two-year, five-year and ten-year job growth.

*Source: newgeography.com, April 2010*



# Lafayette Parish Population Growth



# Retail Sales

Millions

\$6,000

\$5,000

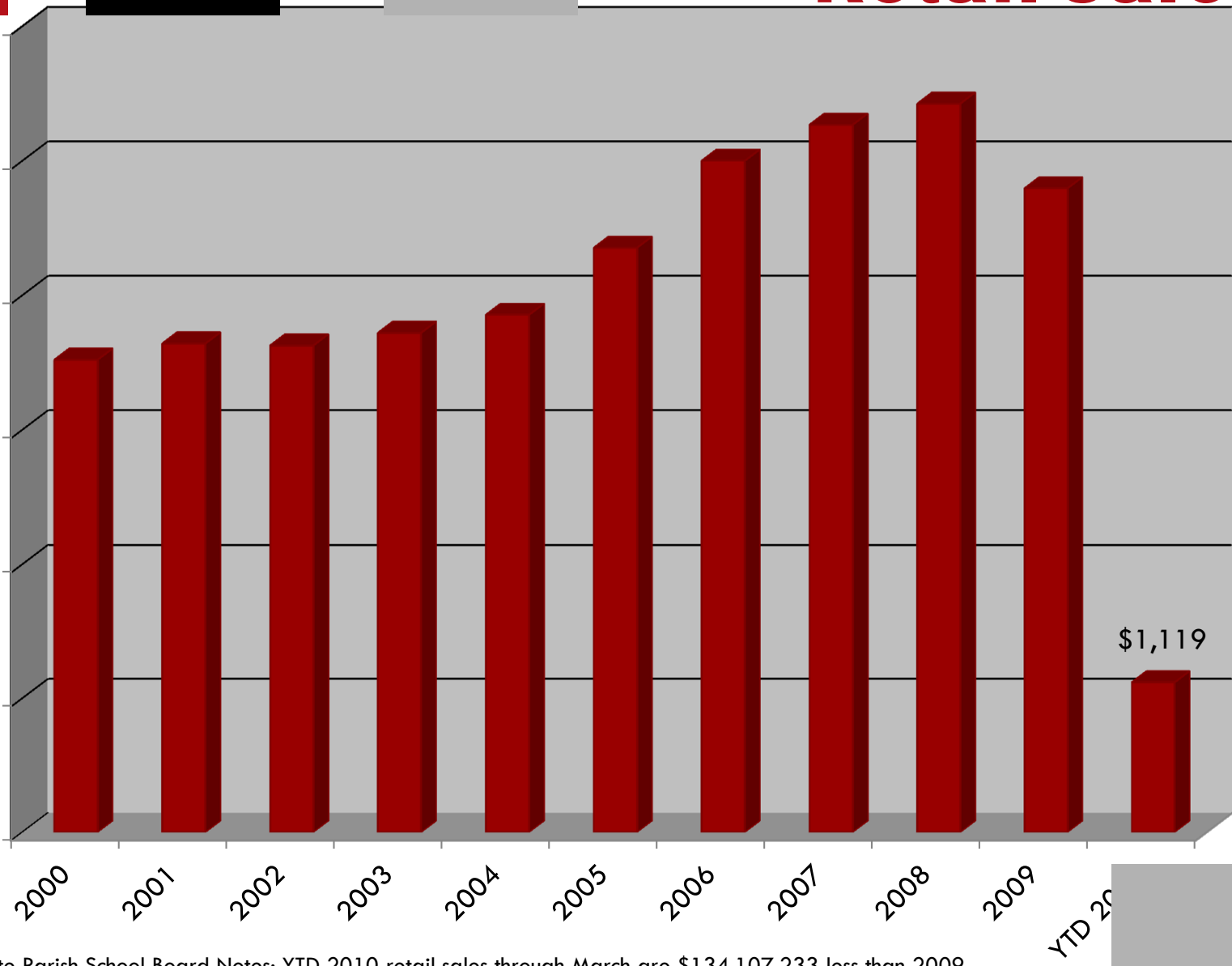
\$4,000

\$3,000

\$2,000

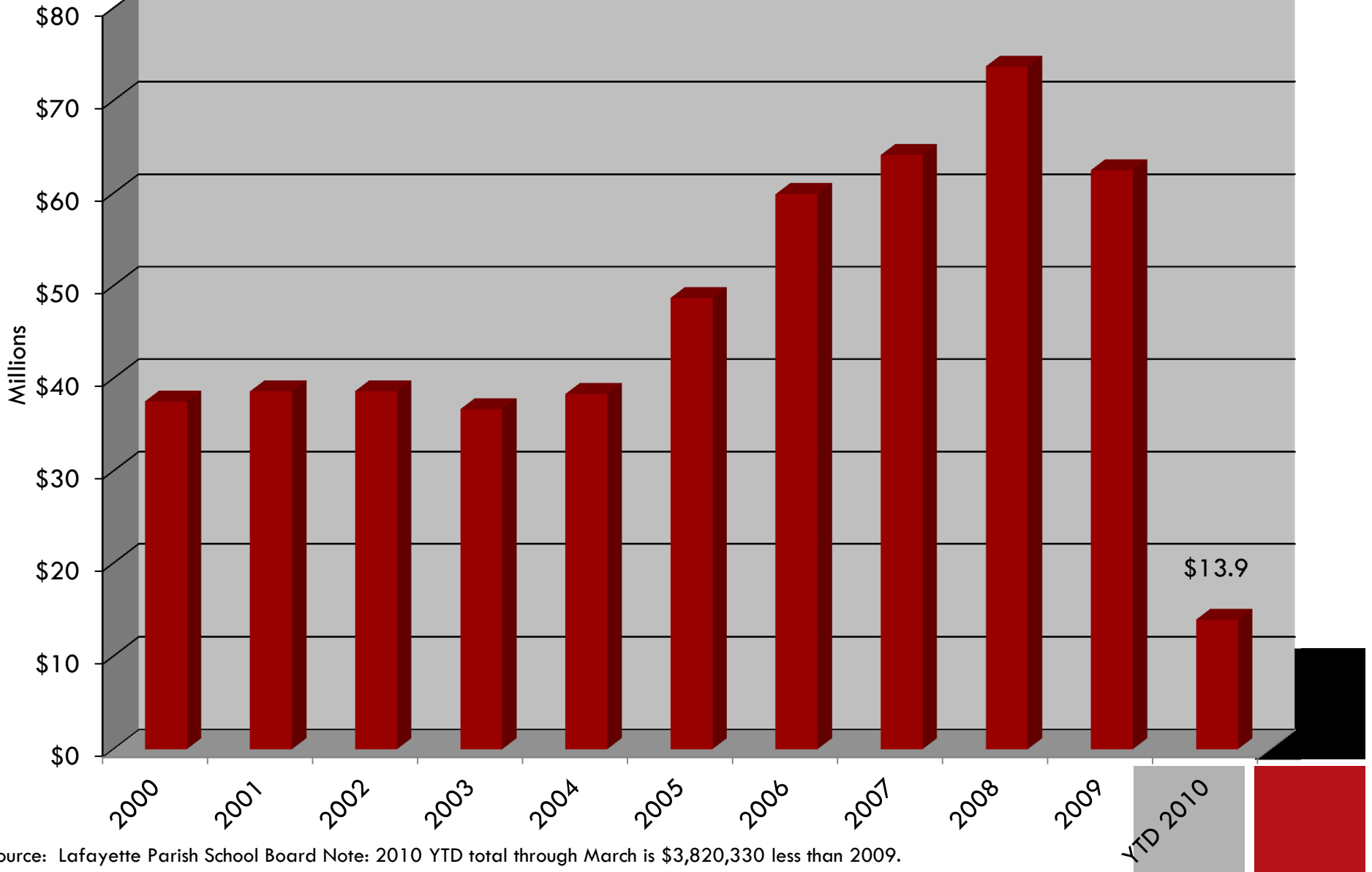
\$1,000

\$0



Source: Lafayette Parish School Board Notes: YTD 2010 retail sales through March are \$134,107,233 less than 2009.

# Hotel & Motel Receipts




Source: Lafayette Parish School Board Note: 2010 YTD total through March is \$3,820,330 less than 2009.

# Extra, Extra!

**Surviving the Recession**— Lafayette was named one of the 20 Cities Surviving the Recession based on job availability and opportunity.

*Source: [mainstreet.com](http://mainstreet.com), May 2010*





# Employment Sectors

Industry	LAF	LA	U.S.
Mining	10.1%	2.7%	0.54%
Construction	4.8%	6.4%	4.2%
Manufacturing	6.2%	7.2%	8.9%
Transportation	2.5%	4.0%	3.2%
Wholesale trade	4.8%	3.6%	4.7%
Retail trade	11.8%	11.6%	11.0%
Information	1.8%	1.3%	2.1%
F.I.RE*	5.5%	4.7%	5.8%
Health Care	13.7%	12.5%	12.6%
Leisure/Hosp.	10.3%	10.5%	10.0%
Services	15.8%	16.0%	19.4%
Government	12.6%	19.6%	17.7%

22.9% of Lafayette's workforce is in wealth-creating industries

Source: Louisiana Workforce Commission. The data is representative of April.

Note: Mining, Construction, Manufacturing and Information- LA: 17.6% U.S.: 15.7%

\*F.I.RE represents Finance, Insurance and Real Estate





# Unemployment

Month	Rate
May 09	4.8%
June 09	6.0%
July 09	5.9%
August 09	6.4%
September 09	5.9%
October 09	5.6%
November 09	5.0%
December 09	5.5%
January 10	6.5%
February 10	5.2%
March 10	4.7%
April 10	4.8%

Lafayette Parish unemployment remains below State and U.S. numbers.

Lafayette is predicted to add 1,700 new jobs over the next two years.

*-Louisiana Economic Outlook, 2009*


Source: Louisiana Workforce Commission  
April 2010 LA: 6.7%; U.S.: 9.9%  
April 2009 unemployment rate = 4.1%



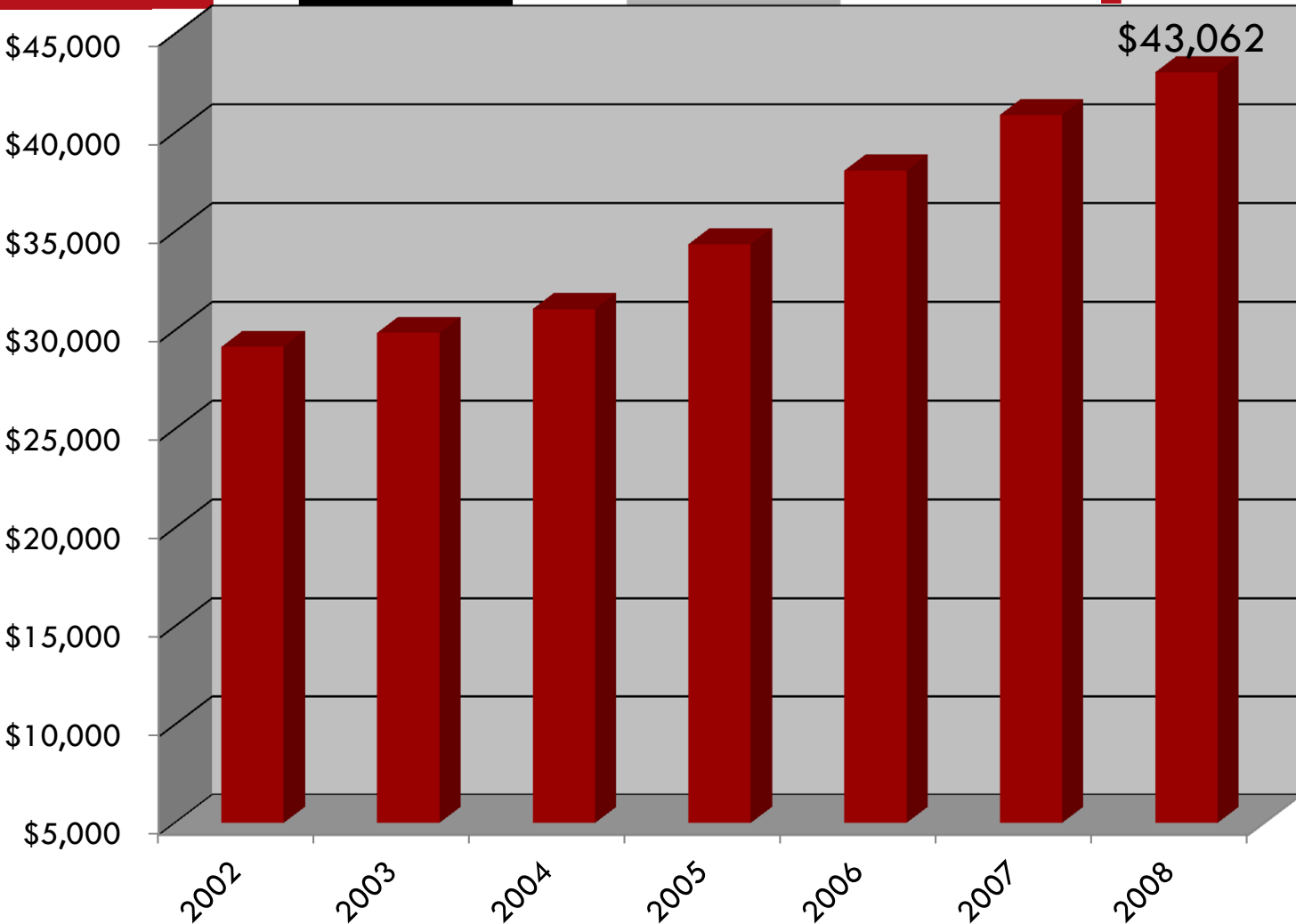
# Extra, Extra!

**Best Place to Launch a Business—** Lafayette was ranked the second best mid-sized market in the nation for small business start-ups based on factors like a growing economy, affordable workforce, stable housing market and low crime.

Source: Fortune Small Business, October 2009




# Per Capita Income



Lafayette's PCI increased 3.8% from 2007 to 2008.  
LA increased 2.1%  
U.S. increased 2.0%.

Top 9% of all counties in the U.S. (278 out of 3111)


Source: Bureau of Economic Analysis Top 5: Plaquemines, Orleans, Lafayette, St. Tammany, Vernon



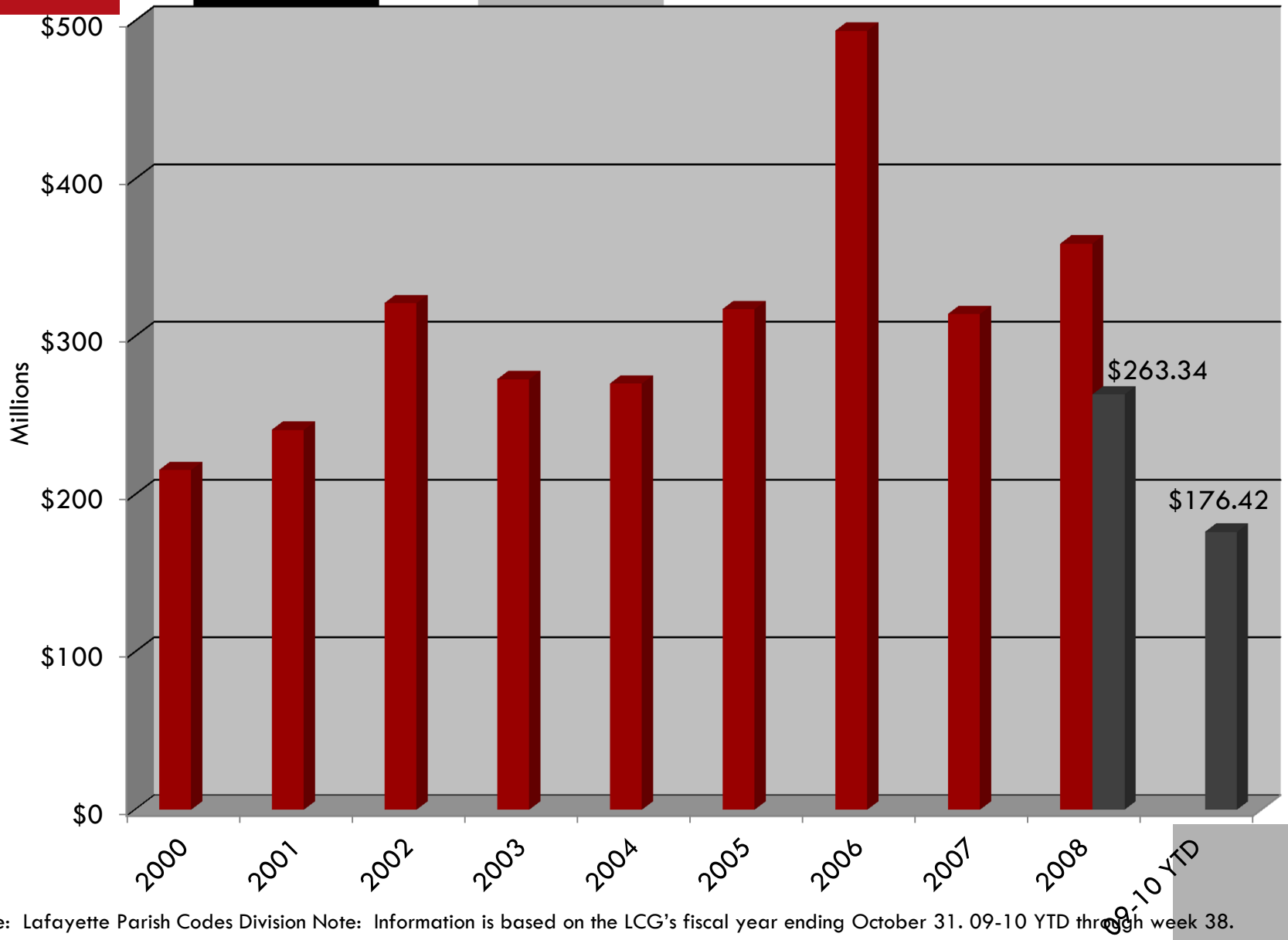
# Extra, Extra!

**Happiest State Researchers** – Researchers named Louisiana the happiest state in the country when comparing self-declared levels of happiness to objective measures.

Source: *Science*, December 2009



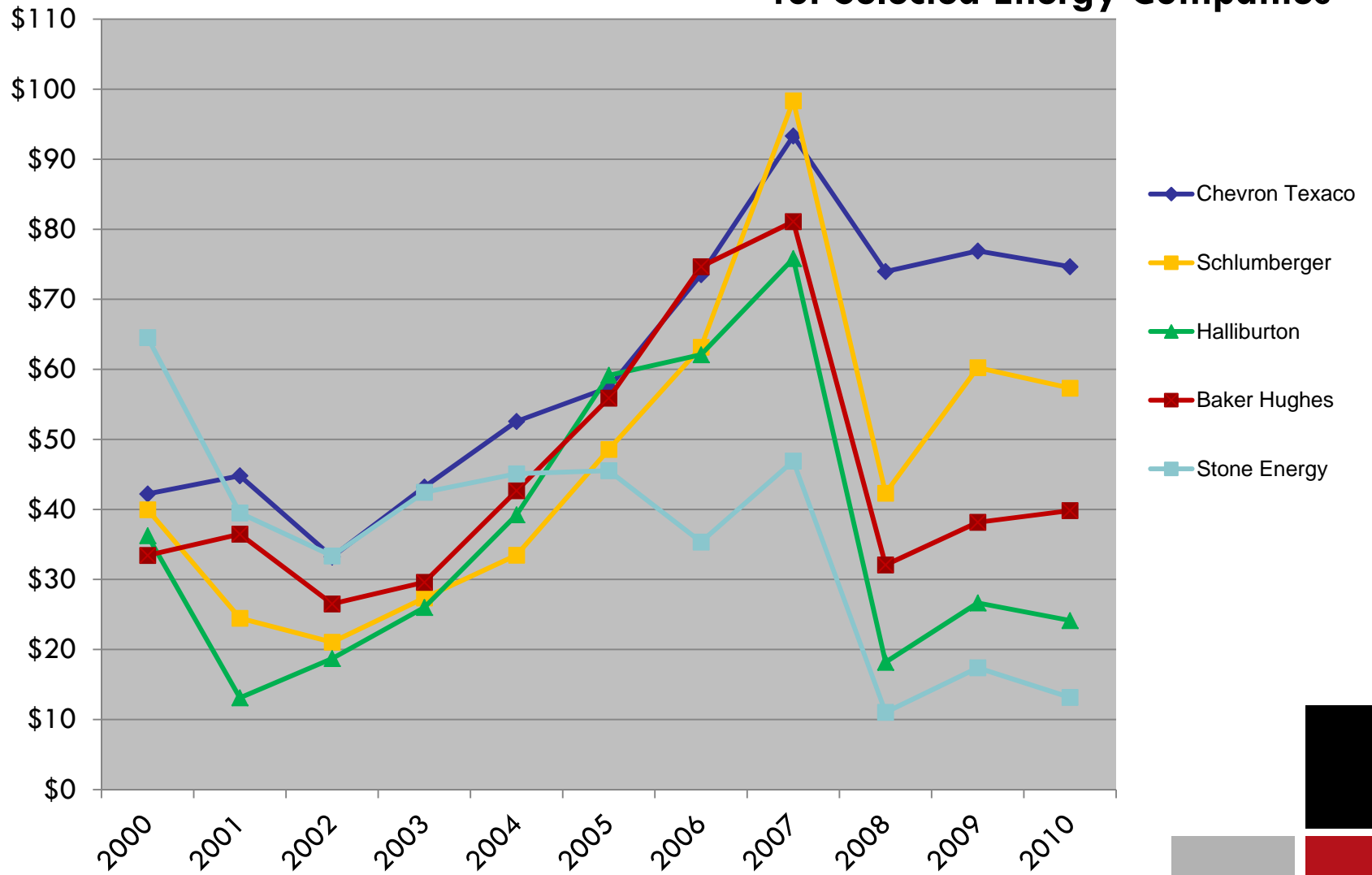
# Construction Valuation



Source: Lafayette Parish Codes Division Note: Information is based on the LCG's fiscal year ending October 31. 09-10 YTD through week 38.

# Year-end Stock Prices

for Selected Energy Companies



Source: Bigcharts.com Note: 2010 data represents opening stock prices as 6/3/10

# Extra, Extra!

**Best Place to Live**— Lafayette was named one of the Top 100 Places to Live based on strong local leadership, employment opportunities, thriving community commitment, improving real estate markets, growing green initiatives, plentiful recreational options and an overall high quality of life.

Source: RelocateAmerica.com, April 2010

